



The Splash !

The Official Newsletter of The Association of Canine Water Therapy

Dedicated to and Inspired by the Dogs in our Lives

Volume 5, Issue 1

Spring 2009

Inside this Issue:

In The <i>Lap of Luxury</i>	1
President's Message	2
The Healing Power of Water	4
Aqua Training...What Is It?	6
Living with Degenerative Myelopathy	8
It's All About The Pee, Part III	9
Staying Afloat in Rough Waters	10
The 2ndPaw Store	12
To Regulate or Not to Regulate: That Is The Question! <i>A Column from Lola Michelin of NW School of Animal Massage</i>	13
Change <i>A Column from Barbara Parks of K-9 Carts West</i>	14
Ask The Pool Guru! <i>Oh Poop!</i>	16
Sniff This! <i>Wet Vest Float Its</i>	17
New Member Discounts	18
ACWT Member Discounts/Benefits	19
Skeleton Quiz, Part II	20
ACWT Member Application	21
IAAMB Annual Conference	23
Upcoming Training Opportunities	24
Member Directory	25



In The *Lap of Luxury*

By Carrie Lane, MA, SAMP
www.k9lapofluxury.com

Isn't it true that our canines are incredible teachers and guides who lead us toward the life experiences we are in need of? The story of how I became involved in hydrotherapy is just such an experience...



My then 2-year-old bullmastiff, named Owen, was in need of conditioning to build muscle as well as stamina in order to be competitive in the conformation show ring. Owen is not the type of dog that enjoys exercise or finds interest in retrieving much of anything. It was suggested that I 'road-work' him by a handler friend of mine. Owen was not a good candidate for that either. His heavy-boned frame precluded him from being able to go the distance, literally. We would go for long walks near where we lived, but the continual altercations, and at times confrontations between loose dogs and us was not enjoyable in the least.

It wasn't until Owen, who is pretty game to try anything, walked up to a woman at a dog show who was offering massage. Owen sidled up to her instantly as if to say "Mom, this is what I need" and it was a great experience for him. The therapist was offering a drawing for a free in-home massage and we won! During Owen's session, she suggested that I take Owen in for bodywork and swimming as a way to get him in tip-top shape. From there we met Cindy Horsfall of La Paw Spa working at the Heavenly Spa pool in Fall City, WA. Cindy's incredible skill and compassionate touch were the perfect combination for Owen's gentle spirit.



Owen

After observing their work in the pool, I was hooked. I enjoyed many elements of the experience on my visits to Heavenly. Teri Sahm, the owner, brought a cheerful pleasantness to the


(Continued on page 3)



The Splash !

President's Message

Through out most of the world, many of us who want to provide services in the animal health care industry need to be clear with the wording we chose to describe our services. This industry continues to seek legal clarity. As the ACWT continues to address the needs of its members and our industry, we have come up with a new logo option:



As an answer to some who have shed concern over the word "THERAPY" in our logo, we have come up with an alternative LOGO for you to use that steers clear of medical intent and focuses on the fitness principles of water work.

Please login to the Members Area of the ACWT website to enjoy the usage of this logo.

In September 2009, I will be representing the ACWT in a meeting with Jonathan Rudinger of the IAAMB (International Association of Animal Massage and Bodywork) and Lola Michelin of the Northwest School of Animal Massage for a conference which we are affectionately calling "CAMP FIDO". We will be discussing the possibilities of combining efforts in our common goals of helping to define this industry further and help inspire educational and legal pathways to safe practices.

It sometimes feels complicated when we look at how to live and serve in this world today. With the challenges of our current economy, 2009 is a perfect time for all of us to redefine our priorities and seek clarity. These are exciting times for all of us. 🐾

Cindy

2009 SPLASH SUBMISSION DEADLINES:

June 15, 2009 and October 15, 2009

Submit your stories, testimonials, photos, product reviews, etc to:
newsletter@caninewatertherapy.com

OFFICERS AND COMMITTEES

President

Cindy Horsfall

Vice President Team

Lynda Coote

Sandy Busse

Louisa Craviotto

Secretary

Sandy Fisher

Treasurer

Cindy Horsfall

Newsletter Editor / Webmaster

Sandy Fisher

Ethics Committee

Cindy Horsfall

Membership Committee

Sandy Fisher

Cindy Horsfall

Yahoo Group Moderator

Cindy Hickman



The Association of Canine Water Therapy

325 E. Washington Street ~ #237

Sequim, WA 98382

Fax: 360-681-8440

www.caninewatertherapy.com



Dedicated to and Inspired by the Dogs in our Lives!

Mission Statement:

The Association of Canine Water Therapy is dedicated to advancing the safe practices of canine water therapy through education, establishing industry standards and building a network of support.

Vision Statement:

To be an Association that inspires us all to come together as a profession, to build standards for our work and to bring opportunities to further our skills.

Photo by Nancy Levine ~ www.browneyesgallery



The Splash !

In The Lap of Luxury cont.

(Continued from page 1)

environment. Her pool area and beautiful grounds instantly brought a sense of calm and relaxation as we pulled onto the property. Owen thrived.

Eventually I began to swim with Owen and it was during that time that I received the most amazing gift, I bonded in a brand new way with him. Words fail to adequately describe the relationship that developed during OUR time together. Since those early days, I have swam with many, many dogs, each bringing unique energy as well as their own special needs to the sessions.

In 2005, my husband, John, my two bullmastiffs and I, moved about two hours north to Lynden, Washington to follow our dream of a slower life pace and to have property that we could enjoy. The downside to the move was that we left the pool behind that we had thoroughly enjoyed going to. Upon searching for a pool in the area, I found none. I was disappointed that I would not have easy access to the Spa anymore.

After we settled in, I was on my way toward opening a private counseling practice after spending the previous seven years in college. In the back of my mind I had held onto my dream to combine humans and canines in therapy. Then, one day, it came to me why not open my own pool and bring the gift of this amazing therapeutic experience to others in our community. It is not what one might think when they imagine traditional mental health counseling and it is not meant to be that. The therapeutic value of the human/canine interaction in

conjunction with the healing power of the water offers a much broader definition of therapy.

Ghandi said *“Be the change you want to see in the world.”* Along the way, I realized I needed to be that change

The next phase was to take the vision and create reality. Our project took the better part of two years to complete. It cost us more time and money than we originally anticipated, but it was worth it. Our facility is all we dreamed of and more.



The saying “If you believe it, you can achieve it” was one of our mantras throughout the journey. Another was “Build it and they will come.” With the help of those who have come before us, and the practical hands of those who were able to comprehend our vision and build it, we believed. Through the ups and downs of the project, our belief remained steady

and strong. We believed and finally we have achieved our goal. The dream is now reality.

The sheer enthusiasm from the community has been amazing. We have built it, and now they are coming to enjoy the benefits not only for their beloved canines, but for themselves.



Pictured above are Carrie and her Bullmastiff, Venus

I feel gratitude for the opportunity to bring this gift to those in need. I am extremely grateful for the help I have received from those who also believe. And I would not have found myself on this path without Owen’s guidance. 🐾

Carrie Lane, MA, SAMP
Lap of Luxury
Lynden, WA
(360) 354-1212
k9lapofluxury@aol.com
www.k9lapofluxury.com

The Healing Power of Water

By Carol Hulse




Carol and Martin

When I signed up for Cindy Horsfall's "The Heart of Canine Aquatic Therapy – Level 1" training held in November 2008, I eagerly anticipated learning all about how I could help dogs heal physically and emotionally through warm water therapy. Little did I know that I would also personally experience the healing power of water as part of my training.

My interest in dogs and healing grew out of my firsthand experience with how therapeutic dogs can be for humans. Silver, my first dog, magically came to me during the most challenging time of my life, about one month to the date of my beloved husband's death in June 2006.

My Martin had been diagnosed with inoperable gastric cancer shortly before our first wedding anniversary in early 2005. After a partial remission, his condition began to rapidly deteriorate in early May 2006.

Silver (at right) came to live with me in January 2007. Taking care of her gave



me a reason to get up in the morning and to leave the house. She definitely helped me to remain connected to the world around me when a part of me only wanted to curl up in a corner. Silver continues to be a close and cherished companion in my grief healing journey--I don't know how I would have made it through the past several months without her.

The long-awaited first day of canine warm water therapy training finally arrived and my fellow students and I excitedly settled into the lodge. I felt a slight twinge in my neck as I carried my heavy suitcase upstairs to my bedroom upon arrival—I chose to risk the possibility of temporary soreness rather than incur the certain inconvenience of unpacking downstairs and dragging my stuff upstairs.

My neck felt somewhat sore the very next day. I attributed the pain in part to a lack of sleep on my first night—the result of new surroundings combined with my roommate's loud snoring. I found myself increasingly angry and frustrated that I felt so tired as I faced my first day in the water working with the dogs. I wanted everything to be perfect this week... I felt like a lot was a stake for me because I was following my passion around dogs and healing. Ah, my old friend, perfectionism...

By the following day, my neck was throbbing with pain and was becoming so stiff I had trouble moving it from side to side. I did my best to participate in the training but it was nearly impossible for me to concentrate on anything but the intense soreness. I kept trying to figure out what was going on and why my neck was aching so badly, to no avail. I had

never experienced neck pain like that before in my life! Ice packs and massages provided me with only fleeting relief.

I broke down in tears in the pool the next day. I was so frustrated and angry with myself—for the pain, for not doing as well in the training as I wanted, for being so needy—I felt utterly helpless and much too vulnerable. I'm typically the strong, independent one who gives to others, the one in control—my realm of safety. I felt extremely alone. I didn't trust that support would be there if I let down my guard and fully reached out for it.

I finally laid down on a bench by the pool while my classmates went on an outing. I pulled out a pen and paper... writing helps to clear my mind and calm me down. It felt good to write out my thoughts.

This trip to Washington was nothing like I imagined it would be. I had such high expectations for me. I'd become a great canine warm water therapist and my life would head in a whole new and meaningful direction. Why, I'd figure everything out during this training and the rest of my life would be set. I could leave Martin's death behind me.

I considered the prospect of going home but that felt much too overwhelming. Cindy gently encouraged me to stay put and feel my feelings, which were **excruciating** based on my neck pain, rather than run from them. She also helped me to realize that perhaps what I was experiencing was also helpful to my fellow students--they could see

(Continued on page 5)



The Splash !

The Healing Power of Water cont.

(Continued from page 4)

firsthand the intense emotions that water can bring up along with the subsequent release and healing. And everyone rose to the opportunity to provide me with care and support.

I did my best to stay present with this bewildering experience and my emotions. It was so difficult for me to let go and be vulnerable to others and to accept their support. But I did it. I also allowed myself to be fully present for my initial fabulous WATSU (warm water massage and shiatsu), an intensely relaxing and rejuvenating experience provided by Cindy Horsfall and Tom Cobian, two extremely gifted WATSU practitioners.

I realized that the intensity of my neck pain reflected all of the anger and frustration I'd been holding inside since my husband's death and probably for long before that. By the next day, my neck pain virtually disappeared. I still struggled with the feeling that I didn't do as well as I "should have" in the course and was fearful of the test Cindy had in store for us on our final night. But I showed up. I'm proud to say that I took the test and graduated!

Once onboard the plane for the flight home, I immediately opened the "Splash" Summer 2008 newsletter

and read Wendi Crandall-Amidon's story about ancient earth and animal oneness meditation retreats for animal parishioners and animal lovers. In this article Wendi writes, "*Sharing with animals has to be a healthy balance between giving and receiving. One needs to self-heal before they can truly give to others*".

In other words, my profound and personal warm water experience was a necessary step in my self-healing so that I can be a more effective, authentic healing presence for other beings. The therapeutic properties of the warm water helped me to surface and then release agonizing emotional pain. I've felt such freedom since this experience, freedom to be me and to follow my dreams. This occurrence also tremendously increased my body awareness, which is essential to helping my canine friends and others.

"Change Your Life"—I saw this billboard as I headed home from the San Francisco airport. As soon as the plane had touched down, I realized that I had outgrown my way of life here. For the last several months, I've known that I want to spend more time outdoors and in nature and that I need more room for Silver and me to roam. My canine warm water therapy training also confirmed that I want to follow my passion and realize my dream of working with dogs—I'm not

able to make that my priority in San Francisco given the high cost of living.

To that end, I've decided to leave that city I've called home for over 26 years. Without the release of so many painful emotions, I don't think I'd feel so freed up and open to this new exciting adventure. I just know that I need to follow my passion around dogs and healing and to create the best life I can for Silver and me.

Most importantly, my intimate understanding and appreciation of the healing power of water and of the intrinsic connection between emotional and physical well-being will help me help me to be a much more present, effective and compassionate healing arts practitioner for my canine and human friends. 🐾



Carol and Silver

Disclaimer

This newsletter and its contents are owned by The Association of Canine Water Therapy (ACWT) - unless otherwise noted. NOTHING from this newsletter may be used without our written permission. We have taken great measures to ensure the accuracy of the information contained, however, articles, links, photos, recipes, forum postings and text contained are intended to be informational only and do not constitute endorsements, training guidance, examples or instructions. The presence of members in our directories represents only that these companies, organizations, institutions, or individuals are members in good standing of the ACWT. ACWT does not endorse these members and makes no representations, warranties or guarantees as to, and assumes no responsibility for, the products or services provided by these members. ACWT expressly disclaims all liability for damages of any kind arising out of the use or performance of the products or services provided by these members. Nothing in our website or this newsletter is intended to replace diagnosis or treatment from a veterinarian or other licensed professional. The ACWT does not assume any legal responsibility. Readers should always consult their veterinarian for specific diagnosis and treatment.



The Splash !

Aqua Training...What Is It?

**By Alison White
of Total Dog Spa**

Hey Water Therapists...Your swimming pool offers a perfect place for training dogs! Whether you want to teach them obedience, curb aggression, build confidence or even help train them for sporting events, water is a great first step. More over... Aqua Training does it in less time.

I've been renting my pool to Jennifer for Aqua Training for almost a year and she's had great success with it. We have helped Hannah, a Chihuahua mix, who bit anyone that dared to cross her path. After a few sessions in the pool, she had calmed down quite a bit. She let more people pet her and her mood brightened.



Jennifer is 5'2" and weighs 105 pounds soaking wet, yet all the dogs love her and obey her. Hannah, on the right, was very aggressive when she came to us the first time. I actually had to have the mother get in the pool with us and hand Hannah off to us from behind. Jen and I Watsu-ed her for about 45 minutes. She was very relaxed and it took her a while to realize Mom wasn't holding her anymore. Between Watsu and socialization classes, Hannah finally came around and is such a little love. She even had surgery recently and didn't need her muzzle at the vet. We are so proud of her accomplishments!!!!

We still work with her today and she is such a love now. She actually wants attention from anyone who will give it. All she needed was a confidence boost. Aqua Training did that.

Let's look at a dog from his perspective and why we need training. In the wild, only about one percent of the canine population is Alpha. Therefore, in suburbia, we have a lot of Omegas running around confused. While dogs in the wild grow up learning where they fit into the pack order, dogs in suburbia have no idea where they fit into the family unit. Unfortunately, most dog owners don't know either. Both parties need direction and balance. Aqua Training gives the family a chance to work together with the dog and it's a fun environment for both parties. Who hasn't laughed around a pool???

Aqua training for the rescue. The good news is that more and more people are getting their canine family members from rescue. The bad news is that a lot of these dogs come with baggage. This means more work for a trainer and some are up against a lot of severe behavior problems. Canine Water Therapy is very beneficial in helping dogs heal from past trauma. I'm sure as therapists we have seen our share of damaged dogs that respond well to Canine Water Therapy. This is just another great way water can be used as a training tool.

Aqua training for the suburbanite.

Think about the average dog in America today. He probably lives in a Suburban neighborhood with a family that is very busy. He gets left behind for most of the day while his family is off at work and school. He sits around with nothing to do, no mind stimulation, no job to keep him busy and not enough exercise to satisfy his urges. Can you see the problems starting already? Then, the family comes home tired, yet he has pent up energy that he needs to burn off. After all, it is recommended dogs get on average forty-five minutes of exercise daily. And this dog has had none. He needs an outlet. He needs to run, play, think and problem solve. When he doesn't get what he needs, he acts out. He may chew, have house accidents, or he may counter surf. While a good brisk walk can help release some of this energy, swimming offers the total package of exercise, mind stimulation and problem solving. We have seen a half hour swim actually sustain a dog for a couple of days.

"Aqua Training gives the family a chance to work together with the dog and it's a fun environment for both parties."

Let's look at what a trainer might see in Aqua Training. As therapists you know that getting a dog into the water can be a challenge, but it's during this process you start bonding with the dog. Trainers know they must gain a dog's trust before any beneficial work can be done. The

connection is important because it builds a relationship of mutual respect. It also bolsters confidence in your canine partner. Again, water does this in a fraction of the time.

(Continued on page 7)



The Splash !

Aqua Training...What Is It? cont.

(Continued from page 6)

At this point the trainer might ask the dog's owner to get in the pool as well so they too can learn to bond with their animal. It really helps the training process if the owner is in tune with what their dog needs to be successful and the dog needs to feel safe with its owner. Swimming opens up the lines of communication.

As therapists we have also seen how swimming helps the dog connect the mind with the body. Limbs that hang loosely as the dog enters the spa seem to take on life again when the dog is in the water. The same happens with training. Swimming connects the brain with the rest of the dog's systems. The dog is forced to concentrate and becomes more aware of their body parts. Swimming, in essence, teaches focus and focus is the first lesson trainers try to impart to their client.

Aqua Training gives the trainer or owner the upper hand as buoyant dogs are so easy to manipulate. The trainer can now give this power to the dog owner and this energy is passed

on to the dog. The dog feels safe, because his owner is in control, causing him to concentrate more on commands.

Swimming is a great reward system for dogs that love to swim. I've seen Jennifer line three dogs up on the deck and then make them perform a command before they could get in the pool. They will work lessons like Sit and Stay. Just about any command she desired would be fulfilled because the dog knew his reward was a lap in the pool with his favorite toy. I've

even seen her teach a dog to retrieve, which in turn teaches the dog recall. Any command taught in the water becomes more interesting. It's fun for the dog and gives them a chance to use their problem solving skills.

They use muscles to swim and concentration to do the command correctly, so Aqua Therapy literally works mind, body and spirit in one session.

Sometimes Jennifer will swim a dog before a leash training session, giving the dog a chance to burn off excess energy before class. She wants to make the dog successful. Sometimes

that's listening to what the dog needs before she starts imparting what she needs.

All of us here at The Total Dog Spa use the pool to build confidence in shy dogs. Take Suri, a chocolate lab mix, who came from the shelter with nary an inch of socialization.



Alison and Suri

Suri would approach everyone with her head down and her tail between her legs. After a few very reluctant swims her owner said she had started coming out of her shell. She swims with us weekly and her owner is proud to say she takes her to work and even enjoys her adventures out to the coffee shop.

You can see how Aqua Training is a perfect medium for teaching any dog new tricks. It's a way for dogs to work their mind, body and spirit all at the same time. You only have to ask our four legged students. They run out of the spa happy, relaxed, better behaved and more confident. 🐾

"Aqua Training is a way for dogs to work their mind, body and spirit all at the same time."



Luna had too much energy, so her owner brought her in. Turned out she loved the water and began to behave after we taught her to retrieve.

Alison White
The Total Dog Spa
Oceanside, CA
(760) 643-1454
thetotaldog@thetotaldogspa.com
www.thetotaldogspa.com

Living With Degenerative Myelopathy

By Leo A. Notenboom



Leo and Guido

Guido's always been an active dog. One of his self-appointed "jobs" was to herd our first Corgi, Vera, as she chased the tennis ball in our back yard. It was a job he took seriously and performed vigorously,

often to Vera's annoyance.

American/Canadian Ch. Caralon Brookehaven Hearthrob (Ch Brookehaven Pfeif and Drum X Ch Caralon's Lana Lee), but to us just "Guido", came to us after a successful show and agility career, and quickly became a pet, a companion, and as we like to say, our "love sponge" - ready to accept any and all loving attention available. And of course ready to herd any other dog who happened to chase a tennis ball.

At about 9 years of age we noticed the beginnings of the tell-tale "wobble" and weakness in his hind legs. We noticed that his right leg was weaker and then his left became weaker over time as well. X-rays showed arthritis but gave us no conclusive diagnosis. Over time his feet began to occasionally drag as he pulled his hind leg forward. The wobble got worse as Guido began to have difficulty running and eventually even walking.

DM was the presumptive diagnosis, and the symptoms and progression since then have been consistent with that. We elected not to aggressively or invasively test further to rule out other possibilities, since the prognosis and treatment would be essentially the same regardless of the findings. After researching to understand exactly what this debilitating disease was going to mean to us, we did two things: we ordered a cart, and we began to investigate treatments - not as a cure, but as ways to slow the progression and prolong Guido's quality of life.

The cart, from K9-Carts West, was not an immediate hit. We've heard of Corgis that take to the cart almost immediately, and we're jealous. This wasn't to be Guido's way. We found ourselves in the position of having to "out stubborn" a Corgi. Fortunately we got the cart well before Guido truly needed it; we had time. A good thing, too, as it took close to 6 months of patient attempts before Guido decided that the cart might be a good thing. Our breakthrough came on a vacation beach trip where Guido, distracted by the environment and other dogs, apparently forgot that he was in a cart and began using it. Distraction, particularly the garden hose, became the norm until eventually no toes were safe as Guido regularly raced down our hallway in his wheels.

We attempted various medical techniques as well. Chiropractic, electroacupuncture, holistic medicine, and the like, all to really no significant impact. The disease continued to progress.

The one approach we did use and continue to use to this day, is warm water hydrotherapy. We connected with Cindy Horsfall of La Paw Spa, who happened to be a nationally recognized expert in the field, and Guido began weekly swimming sessions. Swimming provided him with exercise using and stretching muscles that wouldn't otherwise be used quite the same way. The therapy included massage and range of motion as well. We're convinced that this significantly lengthened Guido's mobility as it maintained muscle strength and overall comfort well beyond what normal activity would have lead to.

DM is a one-way ticket. It doesn't get better; it's a progression from bad to worse. At best you can attempt to impact the rate at which it progresses, and help maintain the dog's quality of life. In Guido's case, now recently passing the age of 13, the disease has robbed him of all motion - he's now fully quadriplegic.

But he's happy. The lights are still on, and the "love sponge" is still very much at home.

Besides learning about things like carts, accommodating Guido has been an interesting and sometimes challenging exercise.

As I mentioned, while he was mobile we had to watch our toes. He was always the first to race to the door when it was time to go out, and that didn't change when he had wheels. Our other dogs learned to avoid them, but occasionally our own feet did not.

(Continued on page 9)



Living With Degenerative Myelopathy cont.

(Continued from page 8)

We modified a jogging stroller, adding a platform on which Guido can lay so that we can take him with us on walks. He's not shy about letting passers-by know that just because he's in his chariot doesn't mean that they shouldn't pet him.

As things progressed, Guido also began to lose control of his bladder and bowels. Learning to express him has been important to his comfort (and as a result, our sleep). Today he wears a belly band with half of a human incontinence product most of the time, and dealing with it all is a very matter-of-fact part of our daily routine.

We have two other Corgis in addition to Guido, and even today though he cannot move under his own power, Guido really is pretty much just

another dog in the house. All dogs living underfoot have their routines, and Guido's routines simply involve us carrying him. A recent "we should have done this sooner" moment was getting a "little red wagon" that was big enough to be his bed, so that we can move him around the house to be with us more easily. And yes, as I said, he's still all Guido from the neck up, and isn't shy about letting us know that he'd prefer to be where we are.

Living with a DM dog who's getting on in years is a day by day thing. It can be frustrating at times, but it can also be incredibly rewarding as well. We've learned and grown a lot having and taking care of Guido, and we know that when his time comes he'll be missed very much. 🐾

References: Additional photos and videos of Guido, as well as links to some of the resources mentioned in the article can be found at: <http://notenboom.org/d-guido>. Of particular note would be an article "Aging Gracefully: Caring For Dogs With Degenerative Myelopathy and Other Mobility Impairments", which is linked to, also inspired by Guido.

Leo A. Notenboom is a computer geek and the owner of Ask Leo! (<http://askleo.net>). When not answering questions about computers, he's also one of the moderators of the Corgi-L mailing list for Corgi owners (<http://corgi-l.org>), and a occasional poster to the Wheel Corgis Yahoo group for Corgi owners seeking assistance with mobility issues.

Copyright © 2008-2009, Leo A. Notenboom, used with permission.

It's All About The Pee, Part III

By Kathy Notenboom

In two previous newsletters, I discussed taking care of our incontinent, immobile corgi Guido.

My husband Leo and I tried many different incontinence products over the years, with varying degrees of success. Sadly, our need for these products dried up, so to speak, in mid-January when we had Guido sent to the Rainbow Bridge.

However, before that sad day, we had been asked to give one more new product a trial pee...er...run. We tried the elasticized "doggie diaper "wrap"

made by the folks at Sam's Dog Hut, (www.samsdoghut.com).

The wrap was of excellent quality, sturdily made, and washed up very nicely. The elastic helped to keep the wrap and pad in the correct position. This was not a big issue for Guido, who couldn't move on his own, but would come in handy with active dogs more apt to dislodge the wrap.

Not only would it work well for dogs having incontinence issues due to age or infirmity, but it would also be useful for dogs who lift their legs inappropriately. Indoor marking or submissive peeing is not something

most of us like to deal with.

The wrap is available in a large variety of sizes, colors and prints and is priced competitively. We give it a definite paws up. If we have the need for a doggy wrap in the future, we wouldn't hesitate to use wraps from Sam's Dog Hut. 🐾



Staying Afloat in Rough Waters

**By Cindy Hickman
of Aquadog Spa**

We all know times are tough right now. This is not a news flash. I'm sure like me, you are looking forward to a future where the economic outlook is brighter, our phones are ringing off the hook, and clients are beating down our doors to get to the pool. So, how do we get there from here?

I'll be the first to admit that I am currently struggling to make ends meet in my business.



Dahlia Hickman

However, I'm not ready to give up. My work is too important to me and to the people and dogs who seek my services. So when I feel like throwing in the towel, I think of THAT dog. You know the one. Everyone has one. The dog, and his person, that you know you were meant to cross paths with in this business. I can still see him in my mind's eye, and he helps me put one foot in front of the other and keep moving forward.

We all know the basics of what we need to do to stay afloat: increase the money coming in and reduce the money going out. Sounds simple

enough, but finding ways to implement these strategies can be challenging.

My first suggestion is to seek out free or low cost business help. I have a wonderful small business counselor at a local community college who I meet with for free whenever I need help or advice. Most community colleges offer this service, as does the SBA (Small Business Administration). My counselor looks at my business objectively, offers suggestions, and always reminds me to get my butt in gear and go out and market myself.

An easy form of marketing is providing quality customer service. Great customer service costs nothing, and can help retain and bring in new clients even during tough times. Responding quickly to phone calls or emails shows the client you care about their business. Making appointment scheduling as easy as possible is important for both the business and client. Clients do notice organization and cleanliness, though they rarely mention it.

Over the last few months, I have seen how much my clients care about me and my business. Of course they want me to stay in business because they know how it helps their animals, but they also have a genuine concern for my wellbeing. So when they ask how things are going, I have been honest and told them that business is slow, but I also remind them how much I love my job and care for them and their animals. This is the perfect opportunity to remind them how much I count on them for referrals, and that they receive a free session for each person referred.

I have also found an email newsletter to be a great way to keep in touch with clients. Although it's sometimes difficult to think of ideas for the newsletter, my clients tell me they enjoy receiving it. I include stories about my own pets or clients (with permission), links to pet-related articles on the web, and anything else I can think to include. Often after sending out a newsletter, a few non-regular clients will schedule a session.

There are numerous low cost ways to market your business. I don't like visiting vet offices, but I do think that stopping by to say hello, introducing yourself and leaving some cards or flyers can help fetch new clients. If the vet has already met you when one of your clients goes in with their dog and tells the vet how much water therapy has helped, the vet will remember you and is more likely to refer other clients. I also post flyers at pet stores, dog wash businesses, and dog parks. Each of these brings in a few clients, so I think it's worth the effort.

I have tried different ways to increase income by offering additional products and services. Since I am licensed in massage, I have a massage room for people at my spa and offer a discount if clients book both an animal massage or hydrotherapy session and a people massage together. I also have animal supplements, treats and food for sale at the spa as well as on my website. While sales have not been huge, they have brought in extra dollars as well as allowing me to purchase items I need for my own pets at wholesale prices.

(Continued on page 11)



The Splash !

Staying Afloat in Rough Waters cont.

(Continued from page 10)

Reducing my expenses has also helped the bottom line. Last winter I changed my operation to four days per week after seeing how much money I was spending on utilities. While I would love to have enough clients to be busy five or six days per week, I saw that I didn't have enough appointments to support that schedule and the few clients that I asked to move to a different day were amenable to doing so. On my closed days, I don't heat the building and I turn the temperature on the pool down to save money. Beth Meyer of Happy Tails Resort and Spa told me that she has saved 50% on her propane bill by turning down the pool temperature

down each night and adding a second "bubble" cover to the pool to retain heat.

I have tried to schedule clients back to back as much as possible. When they ask about available appointment times, I first offer the times adjacent to scheduled appointments. Remembering customer service, I always allow them to schedule at a different time if that works best for them.

I disconnected my business phone line a few months ago, which was a land line, and transferred that phone number to my cell phone. It cut expenses by \$60.00 per month and is very convenient. Of course this works for me because I am a one person

business.

These are just a few of the strategies I have tried. I'm sure all of you have more inventive ways to stay afloat, and I encourage you to share them on our Yahoo Group: <http://pets.groups.yahoo.com/group/caninewatertherapy/>. We need to stick together and help each other get through this storm. 🐾

Cindy Hickman
Aquadog Spa
24317 172nd Ave SE
Kent, WA, 98042
253-630-3340
cindy@aquadogspa.com
www.aquadogspa.com

Handy Hints

VPI Pet Insurance Coverage for Hydrotherapy Services

Submitted by Cindy Hickman of Aquadog Spa:

"I just had a client tell me that VPI pet insurance reimbursed her 80% of her dog's hydrotherapy sessions! I am so excited! Her dog has hip dysplasia and arthritis, and the insurance company told her they wouldn't pay on the hip dysplasia but they would pay for services for her arthritis. So, I gave her a receipt for her sessions, she sent it in, and they paid it! This could really help more people afford hydrotherapy."



VPI Pet Insurance
www.petinsurance.com





The Splash !

The 2ndPaw Store

By J Linn Black Henline

The 2ndPaw Store is a secondhand pet supply store selling gently used and new items at bargain prices. I started the store after my boy, Bud, passed away from complications from cancer. I had several items that, after I was able to let go of them, I didn't feel I wanted to just donate randomly and didn't know of any friends or family that were interested in them.

I thought about Craig's List or some sort of resale listing. But then I realized how many really nice items I had gotten rid of over the years that I had been a pet parent...halters, beds, training supplies, kennels, the list goes on and on. Many of the items had been fairly expensive and some never used.

Most pet guardians find themselves in the position of having some things they have purchased for their dog or cat that either the pet won't use, has grown out of or just doesn't need anymore. We give them to friends, put them in storage or put them in the donation bins. But I thought, I peruse secondhand shops often when my budget is tight but there is an item I need. My friends with children go to resale shops to purchase items for their kids...Why isn't there an equivalent for our furry kids?

I started the store with a few items I still had from my dogs that had passed on. I found things in drawers, closets, the storage shed. I put the word out to friends and found out my hunch was right. I began getting calls.

Everything from diapers and bed warmers to mounds of collars and bowls were available. Some folks just

wanted to get rid of what they had that was taking up space and donated them. There were also items that I wouldn't be able to resell for much at all and didn't know that anyone would necessarily want to buy so I did donate those.

My ultimate goal with the 2ndPaw Store is to have supplies available for challenged or handicapped animals and specialty items that may be expensive if purchased new at a typical retail store. Often people will go to any length and expense to help their geriatric, disabled and ill companions. The same goes for the furry loves of our lives that have developed behaviors that are inappropriate, dangerous or destructive.

Whether items we purchase for these situations will actually help or not is often a crap shoot and it can be an expensive road to travel with many unused items piling up behind us.

Believe me, I've been there, run the gamut. Between my Abby, who challenged me in many ways with her intense intelligence and incredible will, to my sweet Bud, who had cancer and wanted to be strong to the end, I know how far we are willing to go for those we love to be safe and comfortable.

The system is still being worked out as to how to set prices and whether to sell online or have a storefront, but as it is at this moment, the 2ndPaw Store has an online catalog at: www.2ndPawStore.blogspot.com

Many of the smaller items can be seen at Glorious Treasures at: 9691 Firdale Ave., Edmonds, WA.

J Linn can be contacted directly for information about purchasing items or for general questions at jlinn@jlinn.net or 425-286-3513.

A new web catalog is in the works which will be more of a typical catalog style with more user-friendly viewing and possibly PayPal purchasing options. 🐾

J Linn is a canine water therapist, LMP, SAMP and Reiki MT in Edmonds, WA. She practices her canine water work at SplashDog Spa in Edmonds. Her practice centers around the idea that a place of compassion is where healing begins. J Linn's goal is to help those who come to her heal emotionally and physically.

Recently Listed Items:



Plastic Adjustable Exercise Pen-\$40




Peepers Disposable Pet Diapers-\$5 per package



The Splash!

To Regulate or Not to Regulate...That is the Question!

By **Lola Michelin**
of Northwest School
of Animal Massage



By now, you have probably had or at least heard one of these conversations...

“Why can’t the state just leave us alone to do our work?”

“Why in the world would I need to learn to massage people to work on animals?”

...or my personal favorite...

“Well, can’t anyone massage animals, I mean, I massage my animals all the time!”

Over the last twenty years or so, our industry has gone through some major growing pains and right up there in at least the top five would have to be regulation, both the presence or the absence of it. As my practice has taken me across the country and to several foreign countries, I have had the opportunity to work in unregulated environments, strictly regulated environments and just about everything in between. To be honest, there is something to be said for and against every scenario.

Historically, regulation of some form or another is inevitable whenever a profession grows in its reach and popularity. The days of working in anonymity in our industry are behind us, and can I get a hallelujah for that! However, what lie ahead are days of

uncertainty and (she says with hope) constructive debate.

Being a bit of an idealist, I would like to believe that all people drawn to the healing arts would work with complete respect for the animal and one another and practice only within their capabilities. In this scenario, oversight would be overkill. I believe that by and large, our industry is a shining example of such a utopia. However, I am also a realist and have been in the trade too long to pretend that this is always the case. I have witnessed individuals working far outside their scope (through innocence or arrogance or both), engaging in dangerous practices and misguiding their clientele. Not often...but it happens. More importantly, I have seen top-notch qualified therapists restricted by unfair legislation that was put in place under false assumptions by individuals uneducated about our industry.

What can we, as therapists, do to ensure that regulations surrounding the practice of animal therapies are fair, serve us as practitioners as well as the consumer, and occur in a uniform fashion that supports portability of services?


Several different groups have tried to move this issue forward at varying times and I applaud them for the work they initiated. Each of us should feel some compunction to pick up that torch and help guide supportive legislative efforts in our own areas of practice. Whether you think that legislation should be minimal or expansive, each of us should take part in the conversation.

In this first of three articles on this subject, I hope to spark a conversa-

tion between you and your peers and clientele. How do you define your scope of practice? Do you recognize a code of ethics that you hold yourself and your colleagues to? Do you favor legislation in your state or do you rail against the dreaded heavy hand of bureaucracy? Maybe you haven’t thought much about it until now?

One thing I have seen to be true, the danger is not in regulation itself. The danger is poor regulation put in place by people from outside an industry who do not understand the specifics of what the members of that industry do professionally. I hope that you will join me to discuss how our industry can develop a widely accepted scope of practice and code of ethics that will help guide positive and supportive regulations where needed and support self-policing and free practice whenever and wherever possible.

To fuel the conversation, consider checking out the following resources (these are just a few of the many great sites and blogs available):

www.nbcaam.org
www.iaamb.org
www.iaath.com
www.animalwellness.ning.com 



Lola Michelin, owner of the Northwest School of Animal Massage, has been a force in the field of animal massage for over 20 years. For more information about Lola

and the Northwest School of Animal Massage, visit www.nwsam.com or call toll-free 877-836-3703.



The Splash !

Change

By Barbara Parks of
K-9 Carts West



CHANGE is a popular word with our new President and every day, whether we like it or not,

changes occur all around us – many of which we have no control over and many we do! Life can CHANGE in an instant from a phone call, meeting someone who teaches or influences us, reading a newspaper or book or receiving an email. I grew up in Scotland and in 1960, after visiting Paris, France, I placed an ad in Le Figaro seeking a position. I received many replies and had accepted a position and was set to go to Paris when on the day I was about to post my letter, I received a letter from the USA offering me a job with a family in Pennsylvania. – the husband was a writer of animal stories, a falconer and had a private Zoo. And just like that the direction of my life changed. I thought, well I could always go to France but I might never be given the opportunity to go to America, so I came across the Atlantic instead of the English Channel. I sometimes wonder what my life would have been like had I gone to France! But as they say, that is “water under the bridge”.

CHANGE...to alter, make different, revolutionize, remodel, take a new direction and transform...to name but a few meanings. I know that anyone connected with animal rehabilitation is changing their patient’s lives on a daily basis. AND not only do we CHANGE the life of the pet and their canine companions but we also make

a CHANGE to their owners lives. I know that every time I see a dog run off in a cart with bright eyes and wagging tail I get a feeling deep down inside me of happiness that I have made a difference in that pet’s life! And I can tell from the owners’ expressions and amazement that they feel that emotion too.


I do not need to tell all of you how you are changing your patient’s lives as you see it on a daily basis. Pets just like us can become depressed when they are unable to participate in their daily activities because of pain and or mobility problems. Young dogs very often will drag around happily but generally not older dogs who have experienced life and see all their regular pleasures and routines disappear because of their inability to move.

To illustrate, - let me tell you about “Buddy” The other day, an owner walked into our waiting room carrying a large dog bed. Sitting in the middle of the bed was Buddy, a miniature Dachshund surrounded by quilts and blankets. He did not look happy he was scared and I remember saying to myself that I had better watch my fingers.. Not only was he scared but he was defensive and aggressive. In fact when I did approach him to evaluate and measure him for his wheelchair, as expected, he missed my fingers by about 1 inch. His owner had come to see me initially to have me evaluate him as he and his wife did not want to put Buddy to sleep but it was difficult to take care of him in his condition and they did not want to continue his life if he was unhappy and at this time, he certainly looked unhappy. I checked him out. He was paralyzed, had some deep pain sensation, tail control but

no bladder function. I said that he would be a good candidate for a cart and that we might even be able to return him to mobility, due to his physical condition as he had only been down for 3 weeks. I have seen so many cases recover at this stage and it is amazing what placing them in one of our carts, keeping the spine and limbs in alignment and allowing them to run around and gain leg movement will do.

I talked to the owner about nursing care and showed him various products that would help taking care of “Buddy” easier for he and his wife. We also talked about expressing the bladder and prevention of sores and general care of the paraplegic pet.

While we were talking, Chris had made up a cart for “Buddy”. After we had fitted Buddy to his cart we let him go and within minutes he was running all over our facility, seeking out the squeaky toys and trying to rip them to shreds- as Dachshunds tend to do! He ran up to us to say thanks- aggression gone! He was totally transformed.



Buddy in his new cart

His owner was ecstatic as he and his wife had thought they might have had to put him to sleep. We had given Buddy back his old life. He did not care that he was not running around using his rear legs- he was just able to run

(Continued on page 15)

Change cont.

(Continued from page 14)

around again and play with his toys and he was on an equal footing with us again. We CHANGED not only his lack of mobility but his disposition and outlook on life. AND brought happiness back into his owner's lives. All this accomplished by just giving him mobility with one of our wheelchairs.

Another case comes to mind of an owner who brought in two Australian Shepherds. Jack was completely mobile and Molly needed help with mobility as she could barely stagger around. We fitted Molly with a cart and off the family went. I received an email shortly thereafter thanking me and letting me know that not only was Molly back to her usual self, begging at the barbecue, running along the beach and over the fields but it had changed Jack's life too as he had become depressed and unhappy because Molly had not been able to play and run with him due to her lack of mobility. They were a happy twosome again! CHANGE in 2 dog's lives and owners this time!



Molly and Jack...Happy Again!

I visited a large rehab center a couple of years ago and took along a cart, a large specialty with a front extension, as I had come to visit a 90lb Shepherd mix that had been receiving swim and

physical therapy for almost a year. He could only stand with front and rear support and I was there to try him with a cart with a front extension to see if it would help him. When I came into the facility he was lying on a large pad in a beautiful facility but he was sad and totally disinterested in what was going on around him. After we discussed his case and talked for a while we stood him up and placed him in the cart I had brought. He just stood there with that sad look on his face. I had brought along my little paralyzed Dachshund, Piccolo, I owned at the time. Some of you may have seen him at shows or met him when you came over to visit us with Cindy. We had adopted him after he was abandoned at a veterinary hospital at four months. He was full of energy and loved to run after balls, so I started throwing his ball and he tore off after it as his usual breakneck speed, retrieving it and bringing it back to my feet. Our friend watched this and after the third throw he took off after the ball at top speed in his cart. Everyone was amazed at this transformation. It was wonderful to watch their reactions and expressions of amazement. I have to say I see miracles like this all the time for that is what we do! After about 15 minutes of going after the ball we took him out of the cart to rest. This time when he was placed on his pad, he sat up on his sternum and looked alive. His eyes were bright and he was a different dog. He had CHANGED.

The orthopedic, neurologic practice in Holland and the head surgeon there discharges all his IVDD cases home with carts 2 days after surgery. Why does he do this? Because he knows that it is beneficial to faster recovery, keeps the pets happy, makes nursing

care easier for the owner and helps prevent bladder infections and sores from developing! We are not advocating turning a dog loose in a cart as they do need owner supervision when using their carts. Now the dogs are able to resume their normal activities and nursing care is made easier for the owner helping prevent bladder infections and decubital sores.

These are just some examples of how our carts CHANGE pets with mobility problems. I could go on and on but what I want to stress to all of you is that along with your excellent physical and swim therapy remember that carts are a very important addition to your rehabilitation programs. They are greatly overlooked in the area of rehabilitation and with this in mind we now offer two services. Cart rentals and cart rehabilitation packages. Pets needs controlled mobility when they go home and you will see that they will recover faster. After all you would not be sent home from the hospital with a mobility problem without, crutches, a walker or wheelchair so that you were able to perform your normal activities.

Please call us if you would like us to mail you further information on these programs and how we may help add to your successes. I am always available for consultations and if you have a particular case or would like me to visit and talk with you about the benefits of our wheelchairs, just call me at 800 578-6960. 🐾

Barbara Parks
K-9 Carts West
Langley, WA
1-360-321-2402
www.k9cartswest.com
k9cartswest@gmail.com



The Splash!

Ask The Pool Guru!

Ask The Pool Guru

Got questions about water quality, chemistry, or equipment?

Email Karen Hunter at:

poolguru@caninewatertherapy.com

OH POOP!

Well, it's not a pleasant subject, but in our business we have to deal with it. You're working with a client and suddenly there's a little brown "gift" floating by. Uh oh.

Many of our four-legged clients are seniors, have spinal injuries, or suffer from other conditions that give them limited control of their bowels. Even when we are diligent in our efforts to prevent problems, accidents happen. So how do we deal with it?

The first thing you should know is that diarrhea is typically MUCH more dangerous than solid fecal matter. This is both because the greater surface area puts more germs in contact with the water, and because it probably means the dog is sick and the bug that caused the sickness is in the diarrhea.

I believe a diarrhea incident is cause for a total water change. You must also change your filter media. Surfaces should be sanitized with a 1:10 solution of chlorine. Then, after you refill, you should use a chlorine shock to clean the piping and equipment. Note that using a non-chlorine shock treatment will NOT suffice, since these treatments oxidize but do not sanitize.

You may have read pool guidelines that suggest a water change isn't necessary. Keep in mind that our pools are smaller than the ones those guidelines were written for, so the

concentration of contamination is much higher.

In the case of a formed-stool incident, you may choose to take a less radical approach. I recommend the following:

First, when poop happens GET OUT OF THE POOL. It's not somewhere you want to be.

Next, RUN to turn off the pumps. You don't want the feces shredded by the pump impeller – that would effectively turn it into diarrhea. Use a net to remove as much of the fecal matter as you can. Be sure to sanitize the net after use.

Now you'll need to hyper-chlorinate. Again, a non-chlorine shock won't do. You'll need a test kit to ensure that the proper levels of chlorine are maintained. What you need is to keep the free chlorine at a certain level for a period of time such that the product of the two values is a minimum of 30, but preferably 50. So, if you can raise the free chlorine to 5 ppm and hold it there for 10 minutes, you're good.

The important part of this is that it has to be FREE chlorine. Don't confuse this with TOTAL chlorine, since this reading includes chlorine that has already been "spent". The tricky part is that the free chlorine will be used up rapidly, especially when having to deal with fecal contamination.

So here's the best way to ensure you are taking care of the problem: Add the chlorine shock, mix thoroughly, but don't test immediately. Wait 15 minutes and THEN test. If after 15 minutes you have a free chlorine reading of *at least* 3, you should be okay. If you don't have that reading,

add more shock and repeat. During this time, the pump should be running to circulate and filter the water. You'll also need to ensure the pH is in the normal range. Ozonators can continue to run, but be sure to bypass or disconnect any other equipment that isn't compatible with high levels of chlorine.

Once you have achieved the desired free chlorine reading, you still have some work to do. Now it's a bit of a waiting game. The water needs to circulate for at least four complete "turns" – that is, the total volume of water must be run through the filter four times. If your pool is 3,000 gallons and your pump is rated for 1,000 gal/ hour, this will be 12 hours. You need to wait until the chlorine drops to a safe level anyway.

After filtering for the requisite four turns, you need to clean and/or replace your filter media. Cartridge filters should be replaced, and sand or DE filters should be backwashed thoroughly. With all this, it probably isn't a bad time for a partial water change (25% or so).

No matter how you handle it, you're going to lose a full day's business. This is when you are probably thanking your lucky stars that your pool is 3,000 gallons and not 15,000. 🐾


Please note that these suggestions are only for pools that can use a chlorine shock. Always consult with your pool professional.

Karen Hunter Mega-Dogs

22609 102nd Ave SE
Woodinville, WA 98077
360-217-5051
karen@mega-dogs.com
www.mega-dogs.com/




The Splash !



Sniff This!

~A Look at Products NEW to our Industry~



Wet Vest Float Its




From the Hydro-Fit website:

Wet Vest Float-Its provide buoyant support for therapeutic techniques requiring horizontal positioning of the body. The unique material is soft against the skin, yet adheres to Velcro tabs for simple and easy positioning. Excellent for Watsu®.


Small -Black - 20" long - \$16.00 for one pair or \$14.50 for 2+ pairs
Large - Blue - 23" long - \$19.00 for one pair or \$17.50 for 2+ pairs

How to apply to Canine Aquatics:

These have been quite useful to add extra buoyancy to dogs that swim. They have been used around a dog's neck in cases where the dog swims low in the water and gets water in its ears or tends to swallow water as it swims.



They can also be used around the waist to add some extra buoyancy to the back end (be careful not to impede on the movement of the dog's legs)



Available at www.hydrofit.com



The Splash !

New Member Discounts

New Member Discounts on Previously Reviewed Products!

Flying Paws Big Dog Belly Lift

In the Fall of 2006, we presented the Flying Paws Big Dog Belly Lift as a *Sniff This* item. I am proud to announce that Flying Paws has joined the ACWT as a Supporting Business Member and is offering our members a nice discount on their product.



Founded in 2001 by Tracy Thomas, Flying Paws provides unique orthopedic dog accessories and rehabilitation aids along with great customer support. Through our commitment, experience, expertise and innovation in product design, Flying Paws has established a relationship with our customers that will last a lifetime!

“In February 2001, our four-year old German Shepherd Mix, Beau, underwent a cruciate repair procedure called TPLO. One week later he underwent the same procedure on the second knee. The post-op instructions suggested we use a bath towel to assist Beau for the first few days. Beau is over 100 pounds and a bath towel was neither supportive nor stable. In order to solve this problem, we created The Big Dog Belly Lift.

We used the Big Dog Belly Lift to assist Beau during the follow-up vet visits and found that others needed help too. Large dog owners as well as the staff of the veterinary clinic were interested in a better way to assist their big dogs. We hope you will find The Big Dog Belly Lift as helpful as we do.”

Editor’s Note: I have seen the quality and they are excellent. I love the long handled medium size. They retail for \$39.95 but all water therapists and pool owners get them for \$27.00. Visit the Members Area of the ACWT website to get details on how to order the Flying Paws Big Dog Belly Lift.

Visit www.flyingpaws.biz for more information on the Big Dog Belly Lift

Pro Collar® ~ The Pet-Friendly Protective Collar

The Pro Collar® is an inflatable protective collar for preventing biting, licking and scratching of post surgery sutures, rashes and injuries. The Pro Collar® is also a great tool to use in the pool. It keeps a dogs’ ears out of the water to eliminate head shaking and also keeps their chin out of the water. This can also reduce the amount of neck tension a dog experiences.



ACWT Members get a 20% discount on the ProCollar®. Visit the Members Area of the ACWT website to get details on how to order the ProCollar®.

Visit www.gandbmarketing.com for more details on the ProCollar®.



The Splash !

Member Discounts & Benefits!

FLORIDA NORTH SWIM SPAS

Product: Swim Spas
Level of Membership: Facility Owners only
Discount Amount: \$500.00 off
Website: www.floridanorth.com
Contact Name: Bob and Dick

AMERIMERC POOL & SPA SUPPLIES

Product: Pool and Spa Supplies
Level of Membership: Facility Owners only
Discount Amount: 15% off
Website: www.amerimerc.com
Contact Name: Phil and Jim

EWATER.COM

Product: Innovative Health Alternatives (Etower for pools)
Level of Membership: All members
Discount Amount: Up to 25% off
Website: www.ewater.com
Contact Name: Fred Van Liew

ANIMAL SUSPENSION TECHNOLOGY

Product: AST Support Suit is a support harness for injured, weak or disabled dogs
Level of Membership: All members
Discount Amount: 10% off
Website: www.petsupportsuit.com
Contact Name: Eric and Victoria Swisher



K-9 KOZY POOL WRAP

Product: Lightweight & absorbent Pool Wrap for your dog
Level of Membership: All members
Discount Amount: 20% off
Website: www.k9kozy.com
Contact Name: Alison White of The Total Dog Spa



SAM'S DOG HUT

Product: Doggie Rehab and Doggie Swimwear Wraps
Level of Membership: All members
Discount Amount: 10% off
Website: www.samsdoghut.com
Contact Name: Sheila Palme



NORTHWEST SCHOOL OF ANIMAL MASSAGE

Product: Certification training in animal massage
Level of Membership: All members
Discount Amount: 10% off for Facility members and 5% for all other members
Website: www.nwsam.com



RUFF WEAR

Product: Life Jackets, Packs, Boots, Bowls, Collars, Leashes and more for dogs on the go!
Level of Membership: All members
Discount Amount: Pro Purchase Program usually provides a discount of about 50% (not for resale purposes)
Website: www.ruffwear.com



FLYING PAWS

Product: The Big Dog Belly Lift
Level of Membership: All members
Discount Amount: The Big Dog Belly Lift retails for \$39.95 but ACWT members can purchase for \$27
Website: www.flyingpaws.biz



G AND B MARKETING

Product: ProCollar®
Level of Membership: All members
Discount Amount: 20% off
Website: www.gandbmarketing.com

Member Discounts!



Order ACWT merchandise today!

Tank tops, t-shirts, dog shirts, mugs, beer steins, tiles, tote bags and much more! Prices starting at \$6.99.

www.cafepress.com/acwt





The Splash !

Skeleton Quiz, Part II

1. Select the statement(s) that are NOT true.

The skeleton:

- ◇ supports and protects the organs of the body
- ◇ provides a means of locomotion
- ◇ grows throughout the life of the animal
- ◇ helps keep the level of calcium ions in the body constant
- ◇ develops from the cartilage laid down in the fetus

2. True or False. If false indicate the correct answer.

- ◇ The elbow joint is a synovial joint
- ◇ The patella is a compact bone
- ◇ The joints in the skull are fixed (immovable joints)
- ◇ Unguligrade locomotion is walking on the toenails or hoofs
- ◇ Flexion means increasing the angle between two bones
- ◇ The joint between the axis and the atlas is a hinge joint
- ◇ The articular surface of a joint is covered with spongy bone
- ◇ Ligaments join two bones together at a joint
- ◇ Plantigrade locomotion is walking on the digits only.
- ◇ The hip joint is a hinge joint.



ANSWERS:

1. Select the statement(s) that are NOT true.
- The skeleton:
- ◇ grows throughout the life of the animal
2. True or False. If false indicate the correct answer.
- ◇ The elbow joint is a synovial joint (TRUE)
 - ◇ The patella is a compact bone (FALSE) *It is a sesamoid bone*
 - ◇ The joints in the skull are fixed (immovable joints) (TRUE)
 - ◇ Unguligrade locomotion is walking on the toenails or hoofs (TRUE)
 - ◇ Flexion means increasing the angle between two bones (FALSE) *It is decreasing the angle of the joint.*
 - ◇ The joint between the axis and the atlas is a hinge joint. (FALSE) *It is a pivot joint.*
 - ◇ The articular surface of a joint is covered with spongy bone (FALSE) *It is covered in compact bone which itself has a covering of cartilage.*
 - ◇ Ligaments join two bones together at a joint. (TRUE)
 - ◇ Plantigrade locomotion is walking on the digits only. (FALSE) *It is walking on the "palms" of the fore or hindlimb.*
 - ◇ The hip joint is a hinge joint. (FALSE) *It is ball and socket joint.*



The Splash!



MEMBERSHIP APPLICATION

Your Name Date

Business Name Website Address

Type of Business

Services that you provide

Address

Email Address Phone Number(s)

Check the Level of Membership you are applying for below:
If you need additional information on any level, please visit www.caninewatertherapy.com.

Amount Enclosed:

- Facility Owner (Pools & Treadmills) in the US or Canada ~ \$150 _____
(renewal rate will be \$120)
 - For Directory purposes, check this box if you also work in the water
 - For Directory purposes, check this box if you are also a veterinarian
- Individual (Therapist/Swim Assistant/Student/International) ~ \$60 _____
(renewal rate will be \$45)
- Supporting Veterinarians ~ \$45 *(renewal rate will be \$30)* _____
- Supporting Businesses ~ \$45 *(renewal rate will be \$30)* _____
- Supporting Friends ~ \$30 *(renewal rate will be \$30)* _____

Additional Services Available (check all that apply):

- Your own email account/web-mail box ~ \$25 *(renewal rate will be \$10)*
*If you chose this option, list 2 preferences (ie: chorsfall@caninewatertherapy.com)
for your email address below:* _____

- Additional contribution to benefit our organization (any amount) _____

TOTAL AMOUNT ENCLOSED: _____

**(while supplies last)*

Page 1 of 2

Please give this application to a friend!



The Splash !

IAAMB Annual Conference

6th Annual IAAMB Educational Conference
September 3-5, 2009 ~ Thursday, Friday and Saturday ~ Seattle, Washington

The International Association of Animal Massage and Bodywork (IAAMB) is pleased to present their 2009 conference in Seattle, bringing this educational event to the great Northwest. Register now to experience eight presentations by nationally recognized authorities in the fields of animal care, wellness, rehabilitation, training, massage and bodywork.

This is a list of speakers and their topics:

- Ken Bain, LMT: Tapping Into the Canine Sports Market
- Cindy Horsfall: Canine Water Therapy (*presentation by Jonathan Rudinger*)
- Polly Klein: Your Animals Are Talking. Are You Listening?
- Lola Michelin: Massage Protocols for the Hock in Sporthorses
- Martha Norwalk: Human to Animal Transference
- Dr. E. B. Okrasinski: TPLO surgery
- Jonathan Rudinger: PetMassage for Kids™ program
- Dr. Michael Salewski: Performance Strategies For Animal Athletes



IAAMB conferences provide abundant opportunities for continuing education, networking, mentoring, and playing with your “tribe” of likeminded animal massage and bodyworkers. Here is an outstanding opportunity to learn new animal bodywork approaches. Learn practical applications you can use to enhance and expand your animal bodywork practice. Conference includes an optional half-day field trip on Thursday. If you are attending, would like to be a vendor, sponsor, or advertiser in the conference program, reserve your space today. Price ranges from \$250-\$375 (depending on membership status and date of registration).

Learn more at www.iaamb.org or call to register: 800-903-9350.

ACWT Logos Available For Your Use!



The ACWT logos can be used on your website and on your business publications to show your affiliation with The Association of Canine Water Therapy!



Visit the Members Only section of the ACWT website.

ACWT Monthly Calendar!

ACWT Member Karen Theusen has volunteered to design a calendar for the ACWT. Each month, she will use a picture of a dog that has benefited from warm water therapy. You can download the monthly calendar page in pdf format by visiting the ACWT website www.caninewatertherapy.com. The link is located on the home page.

Please submit your pictures for consideration to Karen by emailing her at dawghouse@caninewatertherapy.com





The Splash !

Upcoming Training Opportunities

La Paw Spa Academy of Canine Aquatics



The Heart of Canine Water Therapy ~ Level 1, 2 & 3
Tool Box Clinics

Visit www.lapawspa.com for more information.

Northwest School of Animal Massage



Animal Acupressure Online and On-Site Training Courses
Various dates and locations

Visit www.nwsam.com for more information.

Tallgrass Animal Acupressure Institute



Animal Acupressure Online and On-Site Training Courses
Various dates and locations

Visit www.animalacupressure.com for more information.

Spirits in Transition

Practical and spiritual considerations for providing end-of-life care for our animal companions
Various dates and locations

Visit www.spiritsintransition.com for more information.

NSPF Certified Pool/Spa Operator



Basic knowledge, techniques, and skills of pool and spa operations.

Visit www.nspf.com for more information.



The Splash !

Member Directory

Members in the Directory (except for Supporting Businesses) are sorted by State and then listed alphabetically.
Please visit www.caninewatertherapy.com for detailed informational listings for each of our members.

UNITED STATES FACILITY MEMBERS	
The Rex Center	San Francisco, CA
The Total Dog Swim & Training Center	Oceanside, CA
Just Pets Veterinary Hospital	Cumming, GA
Wag-N-Swim	Atlanta, GA
Nalo's Healing Arts for Animals	Kailua, HI
Naperville Kountry Kennels Inc.	Naperville, IL
Sit, Stay, Swim	Roscoe, IL
Splash Dog, Inc.	Des Plaines, IL
Joshica's Planet Canine LLC	Elkhart, IN
Canine Fitness Center	Crownsville, MD
Doggie Dome Swim Spa LLC	New Durham, NH
Companions Chiropractic & Aquatic Center	Jackson, NJ
Red Dog Pet Resort & Spa	Cincinnati, OH
Happy Dog Healthy Dog	Avondale, PA
Paddling Paws K-9 Swim Center	Goose Creek, SC
DogWater Spa, LLC	Houston, TX
Liberty Hill Pet Resort	Beaeton, VA
Paws To Swim	Rockville, VA
All Dogs Pool & Spa	Tulalip, WA
Aquadog Spa Inc.	Kent, WA
Doggone Day Spaw, LLC	Snohomish, WA
Happy Tails Resort & Spa, Inc.	Auburn, WA
Heavenly Spa	Fall City, WA
K9 Aquatics, Inc.	Sammamish, WA
K9 Rejuvenation	Milton, WA
La Paw Spa	Sequim, WA
Lap of Luxury	Lynden, WA
Mega-Dogs	Woodinville, WA
Pampered Paw Swim Spa LLC	Enumclaw, WA
SplashDog Spa	Edmonds, WA
Therapeutic Animal Massage dba SwimSpaw	Kingston, WA
Unsinkable Dogs: K9 Warm Water Swim Center	Ridgefield, WA
CANADA FACILITY MEMBERS	
Ottawa Canine Rehabilitation and Aquatic Center	Ottawa, ON
Pawsitively Pooched, Ltd.	Calgary, AB
Plasse Gladhund Canine Gym N Swim	Darlings Island, NB



The Splash!

Member Directory cont.

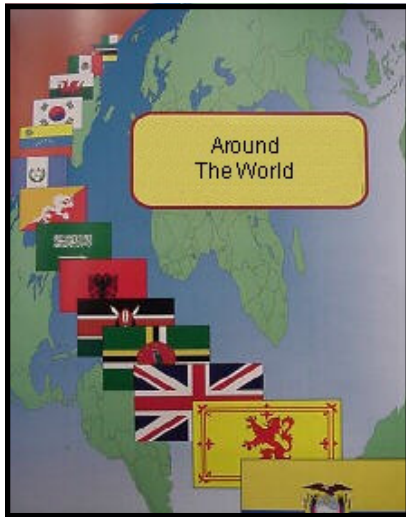
UNITED STATES INDIVIDUAL MEMBERS	
Brusavich, Jeannie	Torrance, CA
Chen-Rennie, Cathy	San Francisco, CA
Cohen, Trish	Castaic, CA
Craviotto, Louisa	Petaluma, CA
Cupp, Kim	Santa Cruz, CA
Garst, Yvonne	Lake Balboa, CA
Godsey, Suzy	Santa Barbaa, CA
Hulse, Carol	San Francisco, CA
Lindberg, Natalie	Escondido, CA
McNamara, Linda	Vista, CA
Miller, Heidi	Santa Cruz, CA
Tattersall, Christy	Northridge, CA
White, Alison	Oceanside, CA
Zaki, Lydia	Corona, CA
English, Carolyn Anne-Ryan	Delray Beach, FL
LaMonica, Hope	West Park, FL
Lyons, David	Gulf Breeze, FL
Mistretta, Julie	Summerland Key, FL
Davis, LADonna	Kennesaw, GA
Dillingham, Joy	Atlanta, GA
Gellert, Eva	Atlanta, GA
Phillips, Melony	Acworth, GA
Schnellinger, Caryn	Lawrenceville, GA
Clemens, Joyce	Marietta, GA
Crandall-Amidon, Wendi	Kailua, HI
Mikic, Aleksandra	Adel, IA
Moran, Michelle	Cedar Rapids, IA
Hogland, Cherie	Roscoe, IL
Li Petri, Jean	Naperville, IL
Szwed, Traci	Des Plaines, IL
Thier, Amy	Des Plaines, IL
Lump, Maggie	West Lafayette, IN
Mendenhall, Pamela	Elkhart, IN
MacDonald, Carolyn	Taunton, MA
Duperier, Laurie	Bethesda, MD
Spengler, Jennifer	Milford, MI
Lewanski, Joy	Hastings, MN
Ballard, Jane	Durham, NC
Horne, Melody	New Durham, NH
Mulryne, Dr. Colleen	Jackson, NJ
Martin, Michelle	Rio Ranch, NM
McKinney, Theresa	Rio Rancho, NM

UNITED STATES INDIVIDUAL MEMBERS	
Rogers, Mickey	Sante Fe, NM
Agar, Sherry	Milford, OH
Hodges, Sandy	Cincinnati, OH
Jurrens, Jeanette	Marysville, OH
Keneipp, Elizabeth	Beavercreek, OR
Mulligan, Mindy	Portland, OR
Whipkey, Gina	Bend, OR
Mayer, Diane	Avondale, PA
Shaffer, Kelly	State College, PA
Toner, Cathy	Avondale, PA
Zercher, Cherie	Beaver, PA
Steely, R.N., Terri	Goose Creek, SC
Patton, Paula	Lenoir City, TN
Glenney, Kathy	Houston, TX
Lees, Melissa	West Jordan, UT
Lo Gerfo, Deborah	Rockville, VA
Robertson, Mary Ann	Bealeton, VA
Biethan, Joyce	Ridgefield, WA
Black Henline, J Linn	Edmonds, WA
Cool, Patricia	Granite Falls, WA
Cornish, Cindy	Spanaway, WA
Eberlei, Sylvia	Preston, WA
Fernandez, Tonita	Enumclaw, WA
Fisher, Sandy	Sammamish, WA
Goetting, Vonni	Snohomish, WA
Hardy, Leigh Anne	Edmonds, WA
Hickman, Cindy	Kent, WA
Hill, SAMP, Janice	Kingston, WA
Hopkins, Erin	Snohomish, WA
Horsfall, Cindy	Sequim, WA
Hunter, Karen	Woodinville, WA
LaMonica, Debbie	Edmonds, WA
Lane, Carrie	Lynden, WA
Lierson, Barbara	Auburn, WA
McFarlin, Shannon	Seattle, WA
Meyer, Beth	Auburn, WA
Sawyer, Cassie	Seattle, WA
Strauss, Rema	Milton, WA
Swindaman, Carol	Redmond, WA
Theusen, Karen	Ferndale, WA
Truskey, Judi	Vancouver, WA
Voelker, Linda	Duvall, WA



The Splash !

Member Directory



CANADA INDIVIDUAL MEMBERS

Barbet, Tracy	Calgary, AB
Busse, Sandy	Edmonton, AB
Smith, Carrie	Calgary, AB
Williams, Brenda	Calgary, AB
Adams, Alexis	Vancouver, BC
Coote, Lynda	Gibsons, BC
Gibson, Jacqueline	Vancouver, BC
McKay, Chris	Aldergrove, BC
VanderHammen, Tanya	Vancouver, BC
Titus, Elana	New Maryland, NB
Campbell, Cheryl	Darlings Island, NB
Debolt, Alex	Ottawa, ON
Fitterer-Winter, Annette	Burlington, ON
Rafalski, Donna	Ottawa, ON
Seymour, Shari	Gore's Landing, ON

INTERNATIONAL MEMBERS

Dogoverboard	Adamstown, NSW, AU
Accornero, Edi Giovanna	Tonco, Italy
Kirk, Jeannette	Bangor, County Down, N. Ireland
Tong, Anna	Bradell View, Singapore
Four Paws Aqua	Fratton, Portsmouth, UK
Paddlepaws Hydrotherapy Pool	Longton, Preston, Lancashire, UK
Swimsafe Canine Therapies	Preston, Lancashire, UK
Ramsey Canine Hydrotherapy Centre	Huntingdon, Cambridgeshire, UK

SUPPORTING VETERINARIANS

Lou Avant, DVM	Just Pets Veterinary Hospital	Cumming, GA
Mark Engen, DVM	Puget Sound Animal Hospital	Kirkland, WA
Larry Seigler, DVM	Animal Healing Center	Redmond, WA
Tina Ellenbogen, DVM	Mobile Veterinary Services	Bothell, WA



Job Openings!

NEW BENEFIT FOR FACILITY OWNERS!

Post your Job Opening within your Directory Listing on the ACWT website!
Email sandy@caninewatertherapy.com to request your free listing!

ACWT Discussion Group on Yahoo!



This group has been formed to exchange information and techniques that relate to canine water therapy. You can post messages about water therapy, pool maintenance, difficult cases, and anything else related to canine water therapy that you would like information about! Group membership is open to any member of the ACWT. New memberships do require approval, which will be done as quickly as possible.

Join us today at <http://groups.yahoo.com/group/caninewatertherapy/join>

Member Directory

SUPPORTING BUSINESSES



Animal Suspension Technology

Owner: Eric and Victoria Swisher
Business Phone: 360-393-9891
Location: Bellingham, WA
Email: support@petsupportsuit.com
Website: www.petsupportsuit.com



Flying Paws Big Dog Belly Lift

Owner: Tracy Thomas
Business Phone: 801-485-8118
Location: Salt Lake City, UT
Email: tracy@flyingpaws.biz
Website: www.flyingpaws.biz



Gold Canyon Candle Distributor

Owner: Amy North
Location: USA
Email: anorth3@cox.net



K9 Carts West

Owner: Barbara Parks
Business Phone: 360-321-2402
Location: Langley, WA
Email: k9cartswest@gmail.com
Website: www.k9cartswest.com

Please visit
the Directories at:
www.caninewatertherapy.com
for detailed informational listings
for each of our members.

SUPPORTING BUSINESSES



Mystic Mountain Retreat

Owner: Cindy Hill
Business Phone: 360-794-6388
Location: Monroe, WA
Email: mysticmountainretreat@hotmail.com
Website: www.mysticmountainretreat.com



NW School of Animal Massage

Owner: Lola Michelin
Business Phone: 877-836-3703
Location: Fall City, WA
Email: info@nwsam.com
Website: www.nwsam.com



Pawsitively Styling

Owner: Dawn Farmer & Tim Gillam
Business Phone: 360-435-5421
Location: Arlington, WA



Pension Design & Admin., Inc.

Owner: Doris Kopp
Business Phone: 425-868-1230
Location: Redmond, WA
Email: doris@pensiondesign.com
Website: www.pensiondesign.com



River City Rover

Owner: Katherina French
Business Phone: 804-335-5474
Location: Richmond, VA
Email: rivercityrover@mac.com
Website: www.rivercityrover.com

SUPPORTING BUSINESSES



Ruff Wear, Inc.

Business Phone: 888-783-3932
Location: Bend, OR
Email: luckydog@ruffwear.com
Website: www.ruffwear.com



Sam's Dog Hut

Owner: Sheila Palme
Business Phone: 715-262-4566
Location: Prescott, WI
Email: samsdoghut@centurytel.net
Website: www.samsdoghut.com

SUPPORTING FRIENDS

Nicholas, Heidi & John
Natasha and Pavel
Catherine Lisa Van Camp
Jean & John Horsfall
Scout, Ellie, Andy, Two-Bits,
Sheba and Anita Gehring
Kathe Roat
Lisa and Honey
Leo, Kathy & Guido
Ani & Mister Magoo Grudin
Kim Biethan
Kathleen Keyes
Teresa Gillroy
Mary DeFilippo
Ann Marie Shields

